

Trabecular Metal™ and TSV® Implant Systems





Table of Contents

Implants	4
Trabecular Metal Implants	4
Tapered Screw-Vent Implants	4
Healing Components	6
Healing Collar Selection Guidelines	6
TSV® BellaTek® Encode® Healing Abutments	6
Healing Collars	6
Prosthetics	7
Components for Impression Transfer	7
Components for Provisional Restorations	9
Custom Abutments	14
Components for Screw-Retained Restorations	15
OverdenSURE® Removeable Attachment System	17
Prosthetic Tools	19
Replacement Retaining Screws	20
Instrument Kit System	21
Tapered Screw-Vent Surgical Kit	21
Guided Surgery Instrumentation	25
Dríva™ Gold Series Surgical Drills and Drill Stops	26
Drill Stop Kit	26
Instrumentation	27

Implants

Surgical Cover Screws

Included with Implant



Implant Platform		
3.5 mmD	4.5 mmD	5.7 mmD
TSC	TSCW	TSC5

Trabecular Metal Dental Implant, MTX® Surface, Fully Textured with Microgrooves

Includes Fixture Mount/Transfer and Cover Screw



Implant Diameter	Implant Platform	Internal Hex Connection	Implant Length			
			10 mmL	11.5 mmL	13 mmL	16 mmL
3.7 mmD	3.5 mmD	2.5 mmD	TMTB10	TMTB11	TMTB13	TMTB16
4.1 mmD	3.5 mmD*	2.5 mmD	TMT4B10	TMT4B11	TMT4B13	—
4.7 mmD	4.5 mmD	2.5 mmD	TMTWB10	TMTWB11	TMTWB13	—
6.0 mmD	5.7 mmD	3.0 mmD	TMT6B10	TMT6B11	TMT6B13	—

Trabecular Metal Dental Implants with 0.5 mm Machined Collar, MTX Surface, and Microgrooves

Includes Fixture Mount/Transfer and Cover Screw



Implant Diameter	Implant Platform	Internal Hex Connection	Implant Length			
			10 mmL	11.5 mmL	13 mmL	16 mmL
3.7 mmD	3.5 mmD	2.5 mmD	TMMB10	TMMB11	TMMB13	TMMB16
4.1 mmD	3.5 mmD*	2.5 mmD	TMM4B10	TMM4B11	TMM4B13	—
4.7 mmD	4.5 mmD	2.5 mmD	TMMWB10	TMMWB11	TMMWB13	—
6.0 mmD	5.7 mmD	3.0 mmD	TMM6B10	TMM6B11	TMM6B13	—

Tapered Screw-Vent Implants with Full MTX Surface Texturing and Microgrooves

Includes Fixture Mount/Transfer and Cover Screw



Implant Diameter	Implant Platform	Internal Hex Connection	Implant Length				
			8.0 mmL	10 mmL	11.5 mmL	13 mmL	16 mmL
3.7 mmD	3.5 mmD	2.5 mmD	TSVTB8	TSVTB10	TSVTB11	TSVTB13	TSVTB16
4.1 mmD	3.5 mmD*	2.5 mmD	TSVT4B8	TSVT4B10	TSVT4B11	TSVT4B13	TSVT4B16
4.7 mmD	4.5 mmD	2.5 mmD	TSVTWB8	TSVTWB10	TSVTWB11	TSVTWB13	TSVTWB16
6.0 mmD	5.7 mmD	3.0 mmD	TSVT6B8	TSVT6B10	TSVT6B11	TSVT6B13	TSVT6B16

Tapered Screw-Vent Implants with 0.5 mm Machined Collar, MTX Surface, and Microgrooves

Includes Fixture Mount/Transfer and Cover Screw



Implant Diameter	Implant Platform	Internal Hex Connection	Implant Length				
			8.0 mmL	10 mmL	11.5 mmL	13 mmL	16 mmL
3.7 mmD	3.5 mmD	2.5 mmD	TSVMB8	TSVMB10	TSVMB11	TSVMB13	TSVMB16
4.1 mmD	3.5 mmD*	2.5 mmD	TSVM4B8	TSVM4B10	TSVM4B11	TSVM4B13	TSVM4B16
4.7 mmD	4.5 mmD	2.5 mmD	TSVMWB8	TSVMWB10	TSVMWB11	TSVMWB13	TSVMWB16
6.0 mmD	5.7 mmD	3.0 mmD	TSVM6B8	TSVM6B10	TSVM6B11	TSVM6B13	TSVM6B16

Tapered Screw-Vent Implants with MTX Surface

Includes Fixture Mount/Transfer and Cover Screw



Implant Diameter	Implant Platform	Internal Hex Connection	Implant Length				
			8.0 mmL	10 mmL	11.5 mmL	13 mmL	16 mmL
3.7 mmD	● 3.5 mmD	2.5 mmD	TSVB8	TSVB10	TSVB11	TSVB13	TSVB16
4.1 mmD	● 3.5 mmD*	2.5 mmD	TSV4B8	TSV4B10	TSV4B11	TSV4B13	TSV4B16
4.7 mmD	● 4.5 mmD	2.5 mmD	TSVWB8	TSVWB10	TSVWB11	TSVWB13	TSVWB16
6.0 mmD	● 5.7 mmD	3.0 mmD	TSV6B8	TSV6B10	TSV6B11	TSV6B13	TSV6B16

Tapered Screw-Vent Implants with MTX Textured Collar, Microgrooves, and MP-1[®] HA Dual Transition Selective Surface

Includes Fixture Mount/Transfer and Cover Screw



Implant Diameter	Implant Platform	Internal Hex Connection	Implant Length				
			8.0 mmL	10 mmL	11.5 mmL	13 mmL	16 mmL
3.7 mmD	● 3.5 mmD	2.5 mmD	TSVTH8	TSVTH10	TSVTH11	TSVTH13	TSVTH16
4.1 mmD	● 3.5 mmD*	2.5 mmD	TSVT4H8	TSVT4H10	TSVT4H11	TSVT4H13	TSVT4H16
4.7 mmD	● 4.5 mmD	2.5 mmD	TSVTWH8	TSVTWH10	TSVTWH11	TSVTWH13	TSVTWH16
6.0 mmD	● 5.7 mmD	3.0 mmD	TSVT6H8	TSVT6H10	TSVT6H11	TSVT6H13	TSVT6H16

Tapered Screw-Vent Implants with 0.5 mm Machined Collar, Microgrooves, and MP-1 HA Dual Transition Selective Surface

Includes Fixture Mount/Transfer and Cover Screw



Implant Diameter	Implant Platform	Internal Hex Connection	Implant Length				
			8.0 mmL	10 mmL	11.5 mmL	13 mmL	16 mmL
3.7 mmD	● 3.5 mmD	2.5 mmD	TSMVH8	TSMVH10	TSMVH11	TSMVH13	TSMVH16
4.1 mmD	● 3.5 mmD*	2.5 mmD	TSMV4H8	TSMV4H10	TSMV4H11	TSMV4H13	TSMV4H16
4.7 mmD	● 4.5 mmD	2.5 mmD	TSMVWH8	TSMVWH10	TSMVWH11	TSMVWH13	TSMVWH16
6.0 mmD	● 5.7 mmD	3.0 mmD	TSMV6H8	TSMV6H10	TSMV6H11	TSMV6H13	TSMV6H16

Tapered Screw-Vent Implants with MP-1 Dual Transition Selective Surface

Includes Fixture Mount/Transfer and Cover Screw



Implant Diameter	Implant Platform	Internal Hex Connection	Implant Length				
			8.0 mmL	10 mmL	11.5 mmL	13 mmL	16 mmL
3.7 mmD	● 3.5 mmD	2.5 mmD	TSVH8	TSVH10	TSVH11	TSVH13	TSVH16
4.1 mmD	● 3.5 mmD*	2.5 mmD	TSV4H8	TSV4H10	TSV4H11	TSV4H13	TSV4H16
4.7 mmD	● 4.5 mmD	2.5 mmD	TSVWH8	TSVWH10	TSVWH11	TSVWH13	TSVWH16
6.0 mmD	● 5.7 mmD	3.0 mmD	TSV6H8	TSV6H10	TSV6H11	TSV6H13	TSV6H16

* While the implant platform color code for the 4.1 mmD Tapered Screw-Vent Implant is green, the implant surgical sequence is color-coded white on the surgical kit surface.

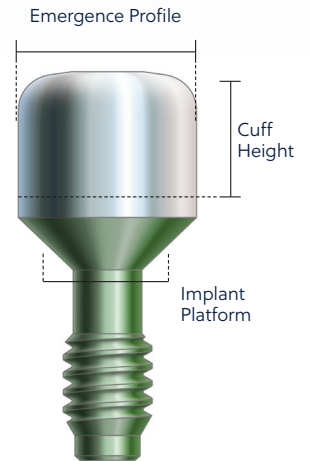
Healing Components

Healing Collar Selection Guidelines

Selecting a Healing Collar:

- Determine the size of the implant platform
- Select the emergence profile that best suits the site being restored. The profile should match the transfer and abutment to be used
- Select the cuff height so that the top of the component protrudes slightly above the surrounding tissue. The options are 3.0 mm, 5.0 mm, or 7.0 mm.

HC3/TEHA3 = 3.5 mmD (Implant Platform) Healing Collar
 HC4/TEHA4 = 4.5 mmD (Implant Platform) Healing Collar
 HC5/TEHA5 = 5.7 mmD (Implant Platform) Healing Collar



Example:

HC343 = 3.5 mmD (Implant Platform) Healing Collar, 4.5 mmD Emergence Profile, 3.0 mm Cuff Height (second digit equals profile, third digit equals height)

TEHA3383 = 3.5 mmD (Implant Platform) Healing Collar, 3.8 mmD Emergence Profile, 3.0 mm Cuff Height (middle two digits equals profile, last digit equals height)

TSV BellaTek Encode Healing Abutments*

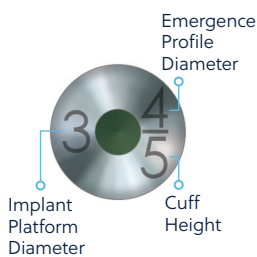
Healing Abutment also serves as Impression Coping to enable patient-specific BellaTek Abutment design.



Implant Platform	Emergence Profile	Cuff Height		
		3.0 mm	5.0 mm	7.0 mm
● 3.5 mmD	3.8 mmD	TEHA3383	TEHA3385	TEHA3387
● 3.5 mmD	5.0 mmD	TEHA3503	TEHA3505	—
● 4.5 mmD	5.0 mmD	TEHA4503	TEHA4505	—
● 4.5 mmD	5.6 mmD	TEHA4563	TEHA4565	TEHA4567
● 4.5 mmD	6.0 mmD	TEHA4603	TEHA4605	—
● 5.7 mmD	6.8 mmD	TEHA5683	TEHA5685	—

*Not available in all markets.

Healing Collars



Implant Platform	Emergence Profile	Cuff Height		
		3.0 mm	5.0 mm	7.0 mm
● 3.5 mmD	3.5 mmD (No Flare)	HC333	HC335	—
● 3.5 mmD	4.5 mmD	HC343	HC345	HC347
● 3.5 mmD	5.5 mmD	HC353	HC355	—
● 4.5 mmD	4.5 mmD (No Flare)	HC443	HC445	—
● 4.5 mmD	5.5 mmD	HC453	HC455	HC457
● 4.5 mmD	6.5 mmD	HC463	HC465	—
● 5.7 mmD	6.5 mmD	HC563	HC565	—

Components for Impression Transfers




Multi-Purpose Fixture Mount/Transfer

Tapered Screw-Vent and Trabecular Metal Implants are packaged with a Fixture Mount/Transfer that serves multiple functions:



- Implant Placement**

The Fixture Mount is used as a means to deliver the implant to the surgical site and provides convenient color-coded identification that matches the implant analogs.

	Green	3.5 mmD Platform
	Purple	4.5 mmD Platform
	Yellow	5.7 mmD Platform

- Implant-Level Transfer**

The Fixture Mount then functions as a transfer that is conveniently pre-attached to the implant. Surgeons can take an immediate index or impression to complete the transfer, or restoring doctors can use it after the healing period.




- Preparable Temporary Abutment**

The Fixture Mount may also be prepared to function as a temporary abutment while the final restoration is being fabricated. Note: The Fixture Mount is not indicated as a final abutment as it does not achieve the friction-fit connection with the implant.

Fixture Mount/Transfers

Includes a Retaining Screw (URS2). Can be used as a Preparable Temporary Abutment.






Implant Platform	Emergence Profile	Item No.
 3.5 mmD	4.5 mmD	FMT3
 4.5 mmD	5.5 mmD	FMT4
 5.7 mmD	6.5 mmD	FMT5
Replacement Retaining Screw	—	URS2

Indirect Transfers (Closed-Tray Procedure)

Color-coded by implant platform. Includes a Retaining Screw.





Implant Platform	Emergence Profile			
	3.5 mmD	4.5 mmD	5.5 mmD	6.5 mmD
 3.5 mmD	HLT3/3	HLT3/4	HLT3/5	—
 4.5 mmD	—	HLT4/4	HLT4/5	HLT4/6
 5.7 mmD	—	—	—	HLT5/6
3.0 mm Extension Screw for Indirect Transfer	HLTE	HLTE	HLTE	HLTE
Replacement Retaining Screw	HLTS2	HLTS2	HLTS2	HLTS2

Components for Impression Transfers *(continued)*

Direct Transfers (Open-Tray Procedure)

Color-coded by implant platform. Includes a Retaining Screw (DHTS).






Implant Platform	Emergence Profile			
	3.5 mmD	4.5 mmD	5.5 mmD	6.5 mmD
 3.5 mmD	DHT3/3	DHT3/4	DHT3/5	—
 4.5 mmD	—	DHT4/4	DHT4/5	DHT4/6
Replacement Retaining Screw	DHTS	DHTS	DHTS	DHTS

Note: Direct Transfers for open-tray procedures are not available for 6.0 mmD implants with 5.7 mmD platforms (please see Indirect Transfers on previous page).

Titanium Implant Analogs for Stone Models

Color-coded by implant platform.






Implant Platform	Item No.
 3.5 mmD	IA3
 4.5 mmD	IA4
 5.7 mmD	IA5

Digital Lab Analogs for 3D Printed Models

Color-coded by implant platform.



Implant Platform	Item No.
 3.5 mmD	LATSV35
 4.5 mmD	LATSV45
 5.7 mmD	LATSV57
Digital Lab Analog Placement Tool	LATTSV

Components for Provisional Restorations

Plastic Temporary Abutments, Straight

Includes Retaining Screw and Processing Screw (DHTS2).



Implant Platform	Emergence Profile	Cuff Height	
		1.0 mm	4.0 mm
● 3.5 mmD	4.5 mmD	PT341S	PT344S
● 4.5 mmD	5.5 mmD	PT451S	PT454S
● 5.7 mmD	6.5 mmD	PT561S	PT564S
Replacement Retaining Screw, Long		DHTS2	DHTS2

Plastic Temporary Abutments, Angled, 17°




Includes Retaining Screw and Processing Screw (DHTS2).



Implant Platform	Emergence Profile	Cuff Height	
		1.0 mm	4.0 mm
● 3.5 mmD	4.5 mmD	PT341A	PT344A
● 4.5 mmD	5.5 mmD	PT451A	PT454A
Replacement Retaining Screw, Long		DHTS2	DHTS2

Color Coding Chart: Emergence Profile on Hex-Lock Contour and Short Restorative Abutments/Components

Colors correspond to the abutment emergence profile on Hex-Lock® Contour and Short Abutments and related Contour and Short Restorative Components.









Abutment Emergence Profile*	Color-Coding
4.5 mmD	 Tan
5.5 mmD	 Rose
6.5 mmD	 Yellow

*For Hex-Lock Contour and Short Restorative components.

Hex-Lock Contour Abutments, Straight


Includes a Retaining Screw (MHLAS).











Implant Platform	Emergence Profile	Cuff Height		
		1.0 mm	2.0 mm	3.0 mm
 3.5 mmD	 4.5 mmD	ZOA341S	ZOA342S	ZOA343S
 4.5 mmD	 4.5 mmD	ZOA441S	ZOA442S	ZOA443S
 4.5 mmD	 5.5 mmD	ZOA451S	ZOA452S	ZOA453S
 5.7 mmD	 6.5 mmD	ZOA561S	ZOA562S	ZOA563S
Replacement Retaining Screw		MHLAS	MHLAS	MHLAS

Hex-Lock Contour Abutments, 17°







Includes a Retaining Screw (AH20S).



Implant Platform	Emergence Profile	Cuff Height	
		1.0 mm	2.0 mm
 3.5 mmD	 4.5 mmD	ZOA341A	ZOA342A
 4.5 mmD	 4.5 mmD	ZOA441A	ZOA442A
 4.5 mmD	 5.5 mmD	ZOA451A	ZOA452A
 5.7 mmD	 6.5 mmD	ZOA561A	ZOA562A
Replacement Retaining Screw		AH20S	AH20S

Contour Abutment Try-Ins and Try-In Kit



Implant Platform	Emergence Profile	Description	Item No.
 3.5 mmD	 4.5 mmD	Set of 5: Various Angles, Cuff Heights	ZOAT34
 4.5 mmD	 5.5 mmD	Set of 5: Various Angles, Cuff Heights	ZOAT45
 5.7 mmD	 6.5 mmD	Set of 5: Various Angles, Cuff Heights	ZOAT56
All	All	3 Sets of 5: All Sizes	ZOATKIT

Contour Restorative Kits

Includes 1 Contour Impression Cap, 1 Contour Waxing Coping, 1 Contour Abutment Analog (plastic), 1 Contour Provisional Coping. Choose parts to match the emergence profile of the Hex-Lock Contour Abutment being restored.



Emergence Profile	Straight	17°
● 4.5 mmD	ZCRKIT4S	ZCRKIT4A
● 5.5 mmD	ZCRKIT5S	ZCRKIT5A
● 6.5 mmD	ZCRKIT6S	ZCRKIT6A

Contour Provisional Copings



Emergence Profile	Straight	17°
● 4.5 mmD	ZCPROV4S	ZCPROV4A
● 5.5 mmD	ZCPROV5S	ZCPROV5A
● 6.5 mmD	ZCPROV6S	ZCPROV6A

Contour Impression Caps



Emergence Profile	Straight	17°
● 4.5 mmD	ZOCIMP4S	ZOCIMP4A
● 5.5 mmD	ZOCIMP5S	ZOCIMP5A
● 6.5 mmD	ZOCIMP6S	ZOCIMP6A

Contour Abutment Analogs, Titanium



Emergence Profile	Straight	Angled
● 4.5 mmD	TCANA4S	TCANA4A
● 5.5 mmD	TCANA5S	TCANA5A
● 6.5 mmD	TCANA6S	TCANA6A

Contour Waxing Copings



Emergence Profile	Straight	17°
● 4.5 mmD	ZOCWAX4S	ZOCWAX4A
● 5.5 mmD	ZOCWAX5S	ZOCWAX5A
● 6.5 mmD	ZOCWAX6S	ZOCWAX6A

Prosthetics (continued)

Hex-Lock Short Abutments

Includes a Retaining Screw (MHLAS).



Implant Platform	Emergence Profile	Cuff Height	
		1.0 mm	2.0 mm
3.5 mmD	4.5 mmD	SA341	SA342
4.5 mmD	5.5 mmD	SA451	SA452
5.7 mmD	6.5 mmD	SA561	SA562
Replacement Retaining Screw		MHLAS	MHLAS

Short Restorative Kits

Includes 1 Short Impression Cap, 1 Short Waxing Coping, 1 Short Abutment Analog, 1 Short Provisional Coping. Choose parts to match the emergence profile of the Hex-Lock Short Abutment being restored.



Emergence Profile	Item No.
4.5 mmD	SARKIT4
5.5 mmD	SARKIT5
6.5 mmD	SARKIT6

Short Provisional Copings



Emergence Profile	Item No.
4.5 mmD	SAPROVP4
5.5 mmD	SAPROVP5
6.5 mmD	SAPROVP6

Short Impression Caps



Emergence Profile	Item No.
4.5 mmD	SAIMP4
5.5 mmD	SAIMP5
6.5 mmD	SAIMP6

Short Abutment Analogs, Titanium



Emergence Profile	Item No.
4.5 mmD	SAANA4
5.5 mmD	SAANA5
6.5 mmD	SAANA6

Short Waxing Copings



Emergence Profile	Item No.
4.5 mmD	SAWAX4
5.5 mmD	SAWAX5
6.5 mmD	SAWAX6

Hex-Lock Abutments

Includes a Retaining Screw (MHLAS).



Implant Platform	Emergence Profile			
	3.5 mmD	4.5 mmD	5.5 mmD	6.5 mmD
● 3.5 mmD	HLA3/3	HLA3/4	HLA3/5	—
● 4.5 mmD	—	HLA4/4	HLA4/5	HLA4/6
● 5.7 mmD	—	—	—	HLA5/6
Replacement Retaining Screw, Short	MHLAS	MHLAS	MHLAS	MHLAS
Replacement Retaining Screw, Long	HLTS2	HLTS2	HLTS2	HLTS2

Angled Abutments, 20°, for 6 Positions

Two-piece abutment for 6 positions. Includes a Retaining Screw (AH2OS).



Implant Platform	Emergence Profile	Item No.
● 3.5 mmD for 6 Positions	4.5 mmD	AH20/4
● 4.5 mmD for 6 Positions	5.5 mmD	AH20W/5
● 5.7 mmD for 6 Positions	6.5 mmD	A5H20/6
Replacement Retaining Screw	—	AH2OS

Custom Abutments

Patient-Specific BellaTek Abutments

Available in titanium.



Computer-aided design and custom-milled CAD/CAM precision.

Please contact a ZimVie Dental representative for additional information.

Note: *Patient-Specific Abutments are only available in select markets.*

“Cast-To” Gold Abutments, Engaging

Includes Retaining Screw (MHLAS).



Implant Platform	Item No.
● 3.5 mmD	HLA3G
● 4.5 mmD	HLA4G
● 5.7 mmD	HLA5G
Replacement Retaining Screw	MHLAS
Waxing Screw for “Cast-To” Abutments	MTWSD

“Cast-To” Gold Abutments, Non-Engaging

Includes Retaining Screw (MHLAS).



Implant Platform	Item No.
● 3.5 mmD	NEA3G
● 4.5 mmD	NEA4G
Replacement Retaining Screw	MHLAS

Components for Screw-Retained Restorations

Tapered Abutments

Tapered Abutments are for multiple-unit, screw-retained restorations. Abutments do not engage internal hex connection. Not for use in single-unit. Includes a Healing Cap (TATHC).



Implant Platform	Cuff Height				
	0.75 mm	2.0 mm	3.0 mm	4.0 mm	5.0 mm
● 3.5 mmD	TAC1	TAC2	TAC3	TAC4	TAC5
● 4.5 mmD	TACW1	TACW2	TACW3	TACW4	TACW5
● 5.7 mmD	TA5C1	TA5C2	TA5C3	TA5C4	—

Angled Tapered Abutment, 15°

Angled Tapered Abutments are for multiple-unit, screw-retained restorations. Abutment retaining screw is preassembled in the abutment. Each abutment includes an abutment delivery tool.



Implant Platform	Cuff Height		
	1.0 mm/2.0 mm	2.0 mm/3.0 mm	3.0 mm/4.0 mm
● 3.5 mmD	15AT312	15AT323	15AT334
● 4.5 mmD	15AT412	15AT423	15AT434

Angled Tapered Abutment, 30°

Angled Tapered Abutments are for multiple-unit, screw-retained restorations. Abutment retaining screw is preassembled in the abutment. Each abutment includes an abutment delivery tool.



Implant Platform	Cuff Height		
	2.0 mm/4.0 mm	3.0 mm/5.0 mm	4.0 mm/6.0 mm
● 3.5 mmD	30AT324	30AT335	30AT346
● 4.5 mmD	30AT424	30AT435	30AT446

Components for Screw-Retained Restorations *(continued)*

Tapered Abutment Healing Cap

Healing Cap threads onto the Tapered Abutment and Angled Tapered Abutment.



Description	Item No.
Tapered Abutment Titanium Healing Cap	TATHC

Tapered Abutment Transfer Components

Transfers thread onto the Tapered Abutment and Angled Tapered Abutments for impression-taking. This method transfers the abutment position.



Description	Item No.
Tapered Abutment Direct Transfer, Open-Tray Includes Transfer Screw (SCDTS)	ACTDT
Tapered Abutment Indirect Transfer, Closed-Tray	ACTIT
Tapered Abutment Replica	ACTR

Tapered Abutment Copings, Sheaths, and Bar Systems

The copings listed below fit over the Tapered Abutment and Angled Tapered Abutment and are secured with a Coping Screw.



Description	Height/Length	Item No.
Tapered Abutment Gold Coping Includes Screw (SCTS)	—	ACTGC
Titanium Temporary Coping Includes Screw (SCTS)	9.5 mm	ACTT
Plastic Castable Coping Includes Screw (SCTS)	5.0 mm	ACTP
Bar Gold Coping Includes Screw (SCTS)	3.0 mm	TGC3
Bar Gold Coping, Long Includes Screw (SCTS)	5.0 mm	TGC5
Titanium Bar Coping Includes Screw (SCTS)	5.0 mm	TTC5
Replacement Screw for Copings	—	SCTS
Tapered Abutment Waxing Screw	12 mm	SCWS
Reamer for Tapered Abutment Copings	—	PR

OverdenSURE® Removable Attachment System

OverdenSURE Abutments

Tapered Screw-Vent® Implant System			
Collar Height	Seating Surface		
	3.5 mm	4.5 mm	5.7 mm
1.0 mm	ODSA-TSV301	ODSA-TSV401	ODSA-TSV501
2.0 mm	ODSA-TSV302	ODSA-TSV402	ODSA-TSV502
3.0 mm	ODSA-TSV303	ODSA-TSV403	ODSA-TSV503
4.0 mm	ODSA-TSV304	ODSA-TSV404	ODSA-TSV504
5.0 mm	ODSA-TSV305	ODSA-TSV405	ODSA-TSV505
6.0 mm	ODSA-TSV306	ODSA-TSV406	ODSA-TSV506



Retention Kit ODSZ-RIKIT2001 not included, please order separately.

OverdenSURE Attachments

Description	Item No.
Retention Kit 20° Qty 1 Set	ODSZ-RIKIT2001
Retention Kit 20° Qty 2 Sets	ODSZ-RIKIT2002
Retention Kit 40° Qty 1 Set	ODSZ-RIKIT4001
Retention Kit 40° Qty 2 Sets	ODSZ-RIKIT4002
Blue Retention Insert 20° Qty 4	ODSZ-RIB2004
Pink Retention Insert 20° Qty 4	ODSZ-RIP2004
Clear Retention Insert 20° Qty 4	ODSZ-RIC2004
Red Retention Insert 40° Qty 4	ODSZ-RIR4004
Yellow Retention Insert 40° Qty 4	ODSZ-RIY4004
Green Retention Insert 40° Qty 4	ODSZ-RIG4004



OverdenSURE Accessories

Description	Item No.
Analog Qty 1	ODS-AA01
Analog Qty 4	ODS-AA04
Analog Qty 10	ODS-AA010
Retention Housing Cap Qty 1	ODS-RH01
Retention Housing Cap Qty 4	ODS-RH04
Retention Housing Cap Qty 10	ODS-RH010
Impression Coping Qty 1	ODS-IC01
Impression Coping Qty 4	ODS-IC04
Impression Coping Qty 10	ODS-IC010
Abutment Bar Attachment Qty 1	ODS-BARATT01
Abutment Bar Attachment Qty 2	ODS-BARATT02
Abutment Bar Attachment Qty 4	ODS-BARATT04
Blockout Spacer Qty 20	ODS-BS020




Ball Abutments

Abutments do not engage internal hex connection. Includes Cap Attachment Housing and Nylon Liner.



Implant Platform	Cuff Height		
	2.0 mm	4.0 mm	6.0 mm
3.5 mmD	BAC2	BAC4	BAC6
4.5 mmD	BACW2	BACW4	BACW6
5.7 mmD	BA5C2	BA5C4	—

Ball Abutment Transfer Components



Description	Item No.
Ball Abutment Transfer (Qty. 2)	BAT
Ball Abutment Replica	BAR

Prosthetic Components










Description	Item No.
Cap Attachment System Includes 4 Nylon Liners, 2 Positioning Rings, 4 Housings, and 4 Castable Ball Patterns	CAS
Cap Attachment Instruments Includes Seating Tool, Reamer, and Paralleling Tool	CAI
Cap Attachment Housing (CAH)/Cap Attachment Nylon Liner (CAN)	CA
Cap Attachment Housing	CAH
Cap Attachment Nylon Liner, Transparent	CAN
Cap Attachment Nylon Liner, Gray — Rigid Retention	CAN-G
Cap Attachment Transfer, Yellow	CAT
Castable Ball Pattern, 2 balls per pattern	CAB
Micro Cap Attachment Nylon Liner	CANM

Prosthetic Tools


	Description	Item No.
	Hex Driver, Short, with GemLock® Retention (1.25 mmD, 22 mmL)	HXGR1.25
	Hex Driver, Long, with GemLock Retention (1.25 mmD, 30 mmL)	HXLGR1.25
	Hex Driver, Short, Standard (1.25 mmD, 17 mmL)	HX1.25
	Hex Driver, Long, Standard (1.25 mmD, 22 mmL)	HXL1.25
	Latch-Lock Hex Driver for Surgical and Prosthetic Screws (May Require Reduction Handpiece) (1.25 mmD, 23 mmL)	HX1.25D
	Latch-Lock Hex Driver for Surgical and Prosthetic Screws (May Require Reduction Handpiece) (1.25 mmD, 26 mmL)	HXL1.25D
	Removal Tool for Internal Hex Implant Abutments	TLRT2
	Torque Wrench, Restorative (Adjustable Torque Range 10 Ncm – 35 Ncm)	TWR
	Torque Wrench Insert Hex Driver, Short, 1.25 mmD	TW1.25
	Torque Wrench Insert Hex Driver, Long, 1.25 mmD	TW1.25L
	OverdenSURE® Insertion and Removal Tool	ODS-IRTOOL
	OverdenSURE Abutment Driver	ODS-DRVR
	Abutment Holder (Requires Implant Analog to Attach Abutments)	ABTH

Replacement Retaining Screws

	Description	Item No.
	3.0 mm Extension Screw, Indirect Transfer	HLTE
	Replacement Retaining Screw, Indirect Transfer, Hex-Lock Abutments (Long option)	HLTS2
	Replacement Retaining Screw, Direct Transfer	DHTS
	Replacement Retaining Screw, Long, Plastic Temporary Abutments (Long option)	DHTS2
	Replacement Retaining Screw, Contour Zirconia Abutments, Hex-Lock Contour 17°, Hex-Lock Angled 20°	AH20S
	Replacement Retaining Screw, Hex-Lock Contour Straight, Hex-Lock Short, Hex-Lock and "Cast-To" Gold Abutments	MHLAS
	Waxing Screw for "Cast-To" Gold Abutments, Engaging	MTWSD
	Tapered Abutment Waxing Screw	SCWS

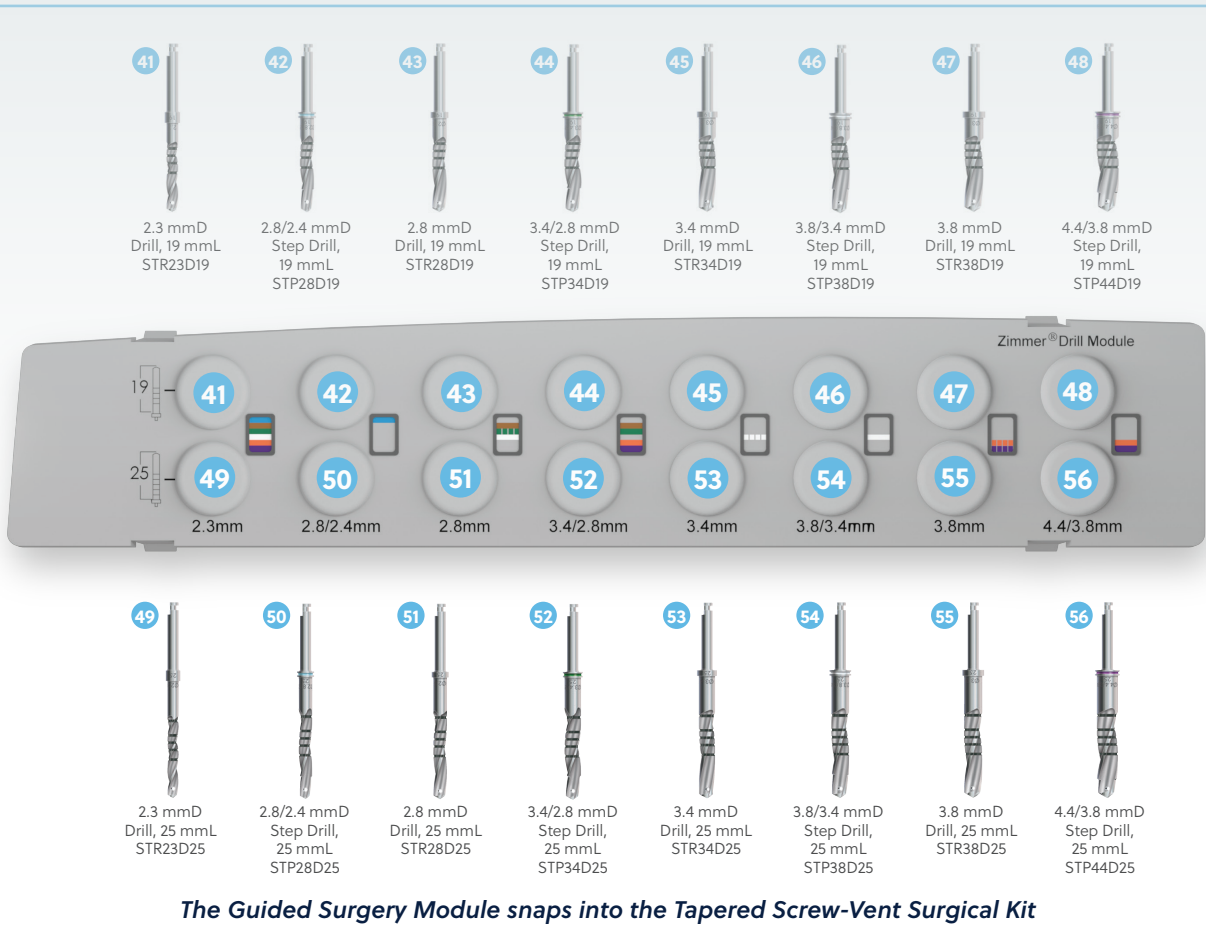
Instrument Kit System

Tapered Screw-Vent Surgical Kit (TSVKITG)




Instrument Kit System *(continued)*

Guided Surgery Drill Module (GSMOD)



The Guided Surgery Module snaps into the Tapered Screw-Vent Surgical Kit

Note: For NP Module, Eztetic® 3.1mmD Implant System, consult catalog ZBINST1639.



**For maximum cutting efficiency,
replace drills frequently.**



Tapered Screw-Vent Surgical Kit, Complete

Part Number: TSVKITG

For placement of 3.7 mmD, 4.1 mmD, 4.7 mmD, and 6.0 mmD Trabecular Metal and Tapered Screw-Vent Implants

Description	Part Number
TSV Surgical Tray, Empty	TSVTRAYG
2.1/1.6 mmD Tapered Pilot Drill, 8 mmL - 11.5 mmL*	0201G
2.0 mmD Round Bur*	1203G
2.3 mmD Dríva™ Gold Series Drill, 16 mmL	TSV23SG
2.3 mmD Dríva Gold Series Drill, 22 mmL	TSV23G
2.8 mmD Dríva Gold Series Drill, 16 mmL	TSV28SG
2.8 mmD Dríva Gold Series Drill, 22 mmL	TSV28G
3.4/2.8 mmD Dríva Gold Series Step Drill, 16 mmL	TSV34D28SG
3.4/2.8 mmD Dríva Gold Series Step Drill, 22 mmL	TSV34D28G
3.4 mmD Dríva Gold Series Drill, 16 mmL	TSV34SG
3.4 mmD Dríva Gold Series Drill, 22 mmL	TSV34G
3.8/3.4 mmD Dríva Gold Series Step Drill, 16 mmL	TSV38D34SG
3.8/3.4 mmD Dríva Gold Series Step Drill, 22 mmL	TSV38D34G
3.8 mmD Dríva Gold Series Drill, 16 mmL	TSV38SG
3.8 mmD Dríva Gold Series Drill, 22 mmL	TSV38G
4.4/3.8 mmD Dríva Gold Series Step Drill, 16 mmL	TSV44D38SG
4.4/3.8 mmD Dríva Gold Series Step Drill, 22 mmL	TSV44D38G
5.1 mmD Dríva Gold Series Drill, 16 mmL	TSV51SG
5.1 mmD Dríva Gold Series Drill, 22 mmL	TSV51G
5.7/5.1 mmD Dríva Gold Series Step Drill, 16 mmL	TSV57D51SG
5.7/5.1 mmD Dríva Gold Series Step Drill, 22 mmL	TSV57D51G

Description	Part Number
3.7 mmD Cortical Bone Tap Tool	TT3.7
4.1 mmD Cortical Bone Tap Tool	TT4.1
4.7 mmD Cortical Bone Tap Tool	TT4.7
6.0 mmD Cortical Bone Tap Tool	TT6.0
1.25 mmD Hex Driver, Short, with GemLock Retention, 22 mmL	HXGR1.25
1.25 mmD Hex Driver, Long, with GemLock Retention, 30 mmL	HXLGR1.25
1.25 mmD Hex Driver, Short, 17 mmL	HX1.25
1.25 mmD Hex Driver, Long, 22 mmL	HXL1.25
1.25 mmD Latch-Lock Hex Driver, 23 mmL	HX1.25D
2.5 mmD GemLock Retaining Hex Driver, Short, 17 mmL	RH2.5
2.5 mmD GemLock Retaining Hex Driver, Long, 28 mmL	RHL2.5
2.5 mmD GemLock Retaining Hex Driver, 21 mmL	RHD2.5
3.0 mmD Hex Driver, Short, 17 mmL*	HX3.0-S
3.0 mmD Hex Driver, Long, 28 mmL*	HXL3.0-S
3.0 mmD Hex Driver, 25 mmL*	HX3.0D
Drill Extender	DEG
Paralleling Tool (Qty. 4)	PPAR
GemLock Retaining Square Ratchet	RSR
Screwdriver Handle with Square Connection	SSHS
Removal Tool for Internal Hex Implant Abutments	TLRT2
Tapered Screw-Vent Staging Block	TSVBKLG

Note: Drills in blue are Included in TSVTRAYDG on page 24.

*3.0 mmD Hex Drivers engage the internal hex of the 6.0 mmD implants when the Fixture Mount/Transfer is removed.

Instrument Kit System *(continued)*



Tapered Screw-Vent Surgical Kit, Partial Configurations

Part Number: TSVKITG

For placement of 3.7 mmD and 4.7 mmD Implants only.

Description	Part Number
2.1/1.6 mmD Drill, 8 mmL - 11.5mmL	0201G
2.3 mmD Dríva Gold Series Surgical Drill, Instrument Kit System, 22 mmL	TSV23G
2.8 mmD Dríva Gold Series Surgical Drill, Instrument Kit System, 22 mmL	TSV28G
3.4/2.8 mmD Dríva Gold Series Surgical Step Drill, Instrument Kit System, 22 mmL	TSV34D28G
3.8 mmD Dríva Gold Series Surgical Drill, Instrument Kit System, 22 mmL	TSV38G
4.4/3.8 mmD Dríva Gold Series Surgical Step Drill, Instrument Kit System, 22 mmL	TSV44D38G
1.25 mmD Hex Driver, Short, with GemLock Retention, 22 mmL	HXGR1.25
1.25 mmD Hex Driver, Long, with GemLock Retention, 30 mmL	HXLGR1.25
1.25 mmD Hex Driver, Short, 17 mmL	HX1.25
2.5 mmD GemLock Retaining Hex Driver, Long, 28 mmL	RHL2.5
2.5 mmD GemLock Retaining Hex Driver, 21 mmL	RHD2.5
Drill Extender	DEG
Paralleling Tool (Qty. 4)	PPAR
GemLock Retaining Square Ratchet	RSR
Screwdriver Handle with Square Connection	SSHS
Removal Tool for Internal Hex Implant Abutments	TLRT2
3.7 mmD Cortical Bone Tap Tool	TT3.7
4.7 mmD Cortical Bone Tap Tool	TT4.7
Tapered Screw-Vent Staging Block	TSV51G

Description	Part Number
TSV Surgical Tray, Empty	TSVTRAYG

Description	Part Number
Surgical Tray and Drills for Trabecular Metal and Tapered Screw-Vent Implants*	TSVTRAYDG

*Includes TSVTRAYG, TSVBLKG and drills marked in blue on page 23

Description	Part Number
Tapered Screw-Vent Staging Block Block only	TSVBLKG



Can be inserted into Tapered Screw-Vent Surgical Kit (TSVKITG)



Guided Surgery Instrumentation Part Number: GSMOD

Can be inserted into the TSVKITG for an all-in-one Guided Surgery Kit

Description	Part Number
2.3 mmD Dríva EG Surgical Drill, 19 mmL	STR23D19
2.3 mmD Dríva EG Surgical Drill, 25 mmL	STR23D25
2.8/2.4 mmD Dríva EG Surgical Step Drill, 19 mmL	STP28D19
2.8/2.4 mmD Dríva EG Surgical Step Drill, 25 mmL	STP28D25
2.8 mmD Dríva EG Surgical Drill, 19 mmL	STR28D19
2.8 mmD Dríva EG Surgical Drill, 25 mmL	STR28D25
3.4/2.8 mmD Dríva EG Surgical Step Drill, 19 mmL	STP34D19
3.4/2.8 mmD Dríva EG Surgical Step Drill, 25 mmL	STP34D25
3.4 mmD Dríva EG Surgical Drill, 19 mmL	STR34D19
3.4 mmD Dríva EG Surgical Drill, 25 mmL	STR34D25
3.8/3.4 mmD Dríva EG Surgical Step Drill, 19 mmL	STP38D19
3.8/3.4 mmD Dríva EG Surgical Step Drill, 25 mmL	STP38D25
3.8 mmD Dríva EG Surgical Drill, 19 mmL	STR38D19
3.8 mmD Dríva EG Surgical Drill, 25 mmL	STR38D25
4.4/3.8 mmD Dríva EG Surgical Step Drill, 19 mmL	STP44D19
4.4/3.8 mmD Dríva EG Surgical Step Drill, 25 mmL	STP44D25

Tube Adapter Kit* Part Number: TADKIT

Includes 1 of each Tube Adapter listed below; Dríva EG Drills are used with Tube Adapter Kit

Description	Part Number
2.3 mmD Tube Adapter, A	TAD23A
2.8 mmD Tube Adapter, A	TAD28A
3.4 mmD Tube Adapter, A	TAD34A
2.3 mmD Tube Adapter, B	TAD23B
2.8 mmD Tube Adapter, B	TAD28B
3.4 mmD Tube Adapter, B	TAD34B
3.8 mmD Tube Adapter, B	TAD38B
4.4 mmD Tube Adapter, B	TAD44B

*For use with Dríva EG Drills and Dríva Drills with axial stripe.



Description	Part Number
Guided Surgery Module Insert (Empty)	GSTRAY

Instrument Kit System (continued)

Dríva Gold Series Surgical Drills and Drill Stops

Surgical Pilot Drills



Diameter	15 mmL*	16 mmL*	19 mmL	22 mmL*	25 mmL
2.1/1.6 mmD	0201G	—	—	—	—

Dríva Surgical Drills



Diameter	15 mmL*	16 mmL*	19 mmL	22 mmL*	25 mmL
2.3 mmD	—	TSV23SG	STR23D19	TSV23G	STR23D25
2.8 mmD	—	TSV28SG	STR28D19	TSV28G	STR28D25
3.4 mmD	—	TSV34SG	STR34D19	TSV34G	STR34D25
3.8 mmD	—	TSV38SG	STR38D19	TSV38G	STR38D25
5.1 mmD	—	TSV51SG	—	TSV51G	—

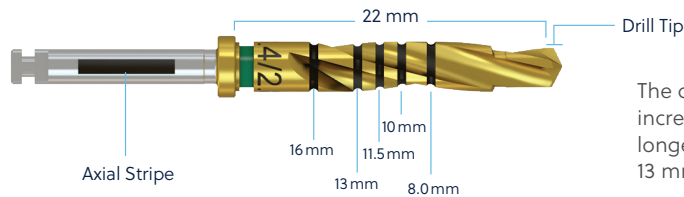
Dríva Surgical Step Drills



Diameter	16 mmL*	19 mmL	22 mmL*	25 mmL	Color Code
3.4/2.8 mmD	TSV34D28SG	STP34D19	TSV34D28G	STP34D25	Green ●
3.8/3.4 mmD	TSV38D34SG	STP38D19	TSV38D34G	STP38D25	White ○
4.4/3.8 mmD	TSV44D38SG	STP44D19	TSV44D38G	STP44D25	Purple ●
5.1/4.4 mmD	TSV51D44SG**	—	TSV51D44G**	—	—
5.7/5.1 mmD	TSV57D51SG	—	TSV57D51G	—	Yellow ●

*The 15 mmL, 16 mmL and 22 mmL Drills feature axial stripes to help identify use with the Drill Stop Kit.

**TSV51D44SG and TSV51D44G are optional interim drills sold separately and not in surgical kits.




The depth markings are machined and laser-etched for increased visibility. The bands are located approximately 1.0 mm longer than the implant-abutment junction. (For example: the 13 mm band is dimensioned 14 mm from the tip of the drill)

Drill Stop Kit*




Description	Qty	Item No.
Complete Drill Stop Kit Drills not included	5	DSKIT
Stop Set, 8.0 mmL Implant, 2.3 - 4.4/3.8 mmD x 17/22 mmL Dríva Drill	5	SS8D22
Stop Set, 10 mmL Implant, 2.3 - 4.4/3.8 mmD x 17/22 mmL Dríva Drill	5	SS10D22
Stop Set, 11.5 mmL Implant, 2.3 - 4.4/3.8 mmD x 17/22 mmL Dríva Drill	5	SS11D22
Stop Set, 13 mmL Implant, 2.3 - 4.4/3.8 mmD x 17/22 mmL Dríva Drill	5	SS13D22
Stop Set, 8 mmL Implant, 2.3 - 4.4/3.8 mmD x 11/16 mmL Dríva Drill	5	SS8D16
Stop Set, 10 mmL Implant - 11/16 mmL Dríva Drill and 16 mmL Implant - 17/22 mmL Dríva Drill, 2.3 - 4.4/3.8 mmD Dríva Drill	5	SS10D16
Stop Set, 11.5 mmL Implant, 2.3 - 4.4/3.8 mmD x 11/16 mmL Dríva Drill	5	SS11D16
Stop Set, 8-16 mmL Implant, 5.1 mmD x 11/16 mmL & 17/22 mmL Dríva Drill	7	SS51D
Stop Set, 8-16 mmL Implant, 5.7/5.1 mmD x 11/16 mmL & 17/22 mmL Dríva Drill	7	SS57D
Drill Stop Multi-Tool	1	MTL

Implant Placement Instruments




Description	Item No.
GemLock Retaining Square Ratchet for Implant Placement with Hex Drivers RH2.5/RHL2.5 or FMT Directly	RSR
Stainless Steel Screwdriver Handle with Square Connection for Implant Placement with Hex Drivers RH2.5/RHL2.5 or FMT Directly	SSHS

Hex Drivers 1.25 mmD



Description	Item No.
Hex Driver, Short, for Tightening of Surgical and Prosthetic Screws, 17 mmL	HX1.25
Hex Driver, Long, for Tightening of Surgical and Prosthetic Screws, 22 mmL	HXL1.25
Hex Driver, Short, with GemLock Retention, 22 mmL	HXGR1.25
Hex Driver, Long, with GemLock Retention, 30 mmL	HXLGR1.25
Latch-Lock Hex Driver for Surgical and Prosthetic Screws, Short, 23 mmL May require Reduction Handpiece	HX1.25D
Latch-Lock Hex Driver for Surgical and Prosthetic Screws, Long, 26 mmL May require Reduction Handpiece	HXL1.25D

Hex Drivers 2.5 mmD



Description	Item No.
GemLock Retaining Hex Driver, 21 mmL	RHD2.5
GemLock Retaining Hex Driver, Short, 17 mmL	RH2.5
GemLock Retaining Hex Driver, Long, 28 mmL	RHL2.5

Note: 2.5 mmD Hex Drivers (GemLock Delivery System) is to be used to deliver all Trabecular Metal and Tapered Screw-Vent Implants via the Fixture Mount/Transfer.

Hex Drivers 3.0 mmD



Description	Item No.
Hex Driver for Implants with 3.0 mmD Hex, 25 mmL May require Reduction Handpiece	HX3.0D
Hex Driver, Short, for Implants with 3.0 mmD Hex, 17 mmL	HX3.0-S
Hex Driver, Long, for Implants with 3.0 mmD Hex, 28 mmL	HXL3.0-S

Note: 3.0 mmD Hex Drivers are used to place the 6.0 mmD Tapered Screw-Vent Implants only when the Fixture Mount/Transfer is removed.

Cortical Bone Taps (Triple-Lead Threads)



Description	Item No.
3.7 mmD Cortical Bone Tap Tool	TT3.7
4.1 mmD Cortical Bone Tap Tool	TT4.1
4.7 mmD Cortical Bone Tap Tool	TT4.7
6.0 mmD Cortical Bone Tap Tool	TT6.0

Surgical Instruments



Description	Item No.
Drill Extender	DEG
Paralleling Tool	PPAR
Removal Tool for Screw-Type Implants, Carbide Steel Note: Do not autoclave	IRT
Removal Tool for Internal Hex Implant Abutments Included in TSV Surgical Kits TSVKIT and STRKIT	TLRT2
Round Bur	1203G

Single-Patient Drills

Description	Contents	Item No.
Drill Kit, Single-Patient, Long 3.7 mmD Implant, 17 mmL	Round Bur 2.3 mmD Pilot Drill 3.4/2.8 mmD Step Drill	DSTK3
Drill Kit, Single-Patient, Short 3.7 mmD Implant, 11 mmL	Round Bur 2.3 mmD Pilot Drill 3.4/2.8 mmD Step Drill	DSTK3S
Drill, Single-Patient, Long 4.7 mmD Implant, 17 mmL	4.4/3.8 mmD Step Drill	DST4
Drill, Single-Patient, Short 4.7 mmD Implant, 11 mmL	4.4/3.8 mmD Step Drill	DST4S
Drill, Single-Patient, Long 6.0 mmD Implant, 17 mmL	5.7/5.1 mmD Step Drill	DST6
Drill, Single-Patient, Short 6.0 mmD Implant, 11 mmL	5.7/5.1 mmD Step Drill	DST6S

Note: No internal irrigation. Kits with long drills have depth markings for 8, 10, 11.5, 13, and 16 mmL implants. Kits with short drills have depth markings for 8 and 10 mmL implants.

Radiographic Transparency

Description	Item No.
Radiographic Transparency for TSV	RT-TSV

For more information, visit [ZimVie.com](https://www.zimvie.com)

ZimVie
4555 Riverside Drive
Palm Beach Gardens, FL 33410
1-800-342-5454
Phone: +1-561-776-6700
Fax: +1-561-776-1272



Unless otherwise indicated, as referenced herein, all trademarks are the property of ZimVie; and all products are manufactured by one or more of the dental subsidiaries of ZimVie Inc. (Biomet 3i, LLC, Zimmer Dental Inc., etc.) and marketed and distributed by ZimVie Dental and its authorized marketing partners. OverdenSURE is manufactured by Terrats Medical S.L. For additional product information, please refer to the individual product labeling or instructions for use. Product clearance and availability may be limited to certain countries/regions. This material is intended for clinicians and Dental Laboratory use only and does not comprise medical advice or recommendations. Distribution to any other recipient is prohibited. This material may not be copied or reprinted without the express written consent of ZimVie Dental. ZVINST0069 REV B 06/23 ©2023 ZimVie Inc. All rights reserved.



2797

