



ZIMMER BIOMET

Your progress. Our promise.™

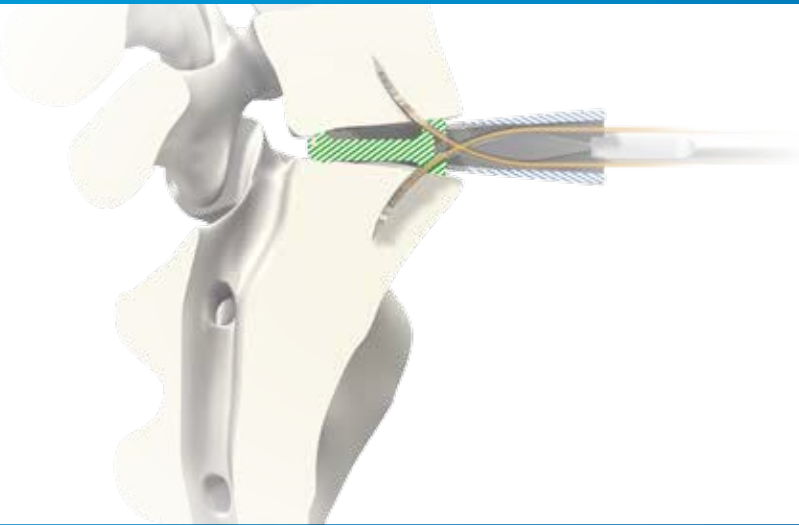


Thoracolumbar Solutions

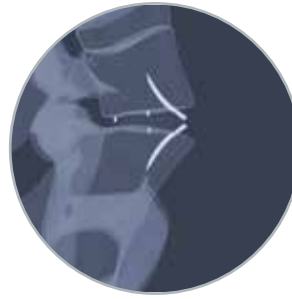
ROI-A®
ALIF Cage



The ROI-A system utilizes innovative VerteBRIDGE plating technology in an ALIF application, to deliver integrated fixation in the same plane as the disc space.



ROI-A



LATERAL VIEW



AP VIEW

Deliver

WITH ACCURACY

The ROI-A cage with VerteBRIDGE fixation offers a unique system in which integrated fixation is delivered in a self-guided fashion with the implant holder. This allows for accurate impaction of self-locking VerteBRIDGE plating, giving surgeons confidence in the plating trajectory.



Customization

- Multiple footprints, lordosis, and heights as well as three plate lengths for optimized fit and stability in various patient anatomies



Visualization

- PEEK-OPTIMA® material for biocompatibility and radiolucency, and Tantalum markers for verification of cage positioning



Security

- Self-guided, self-locking plating system within the implant holder protects soft tissue anatomy from contact during integrated fixation delivery

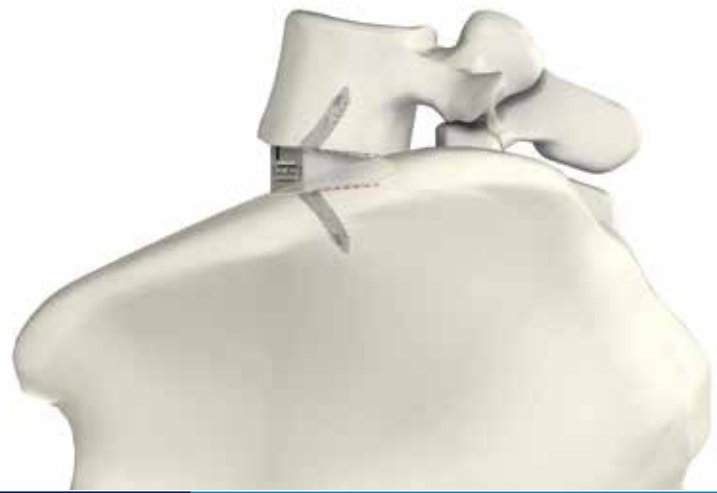
ROI-A Oblique



LATERAL VIEW



AP VIEW



ROI-A ALIF Cage



ROI-A Oblique ALIF Cage

ROI-A DIMENSIONS

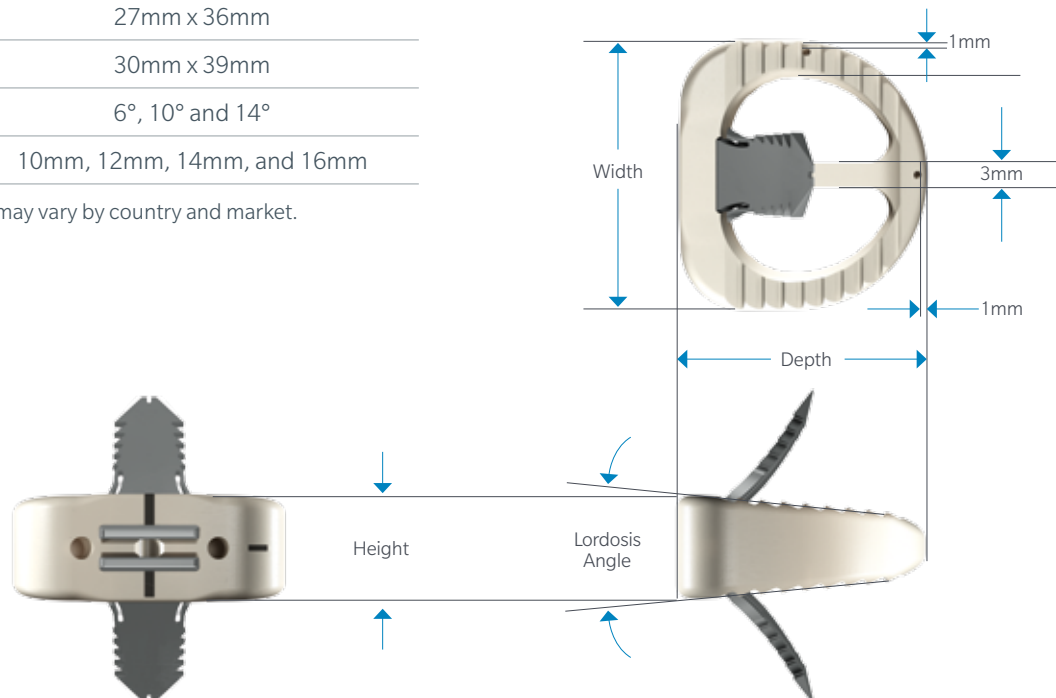
The ROI-A system offers a wide range of implant options, as well as an oblique option, in each implant kit to address a variety of patient anatomies and surgical situations.



ROI-A PRODUCT RANGE AND SIZING †

	23mm x 26mm
Footprints (Depth X Width)	27mm x 30mm
	27mm x 36mm
	30mm x 39mm
Lordosis	6°, 10° and 14°
Heights	10mm, 12mm, 14mm, and 16mm

†Product availability may vary by country and market.

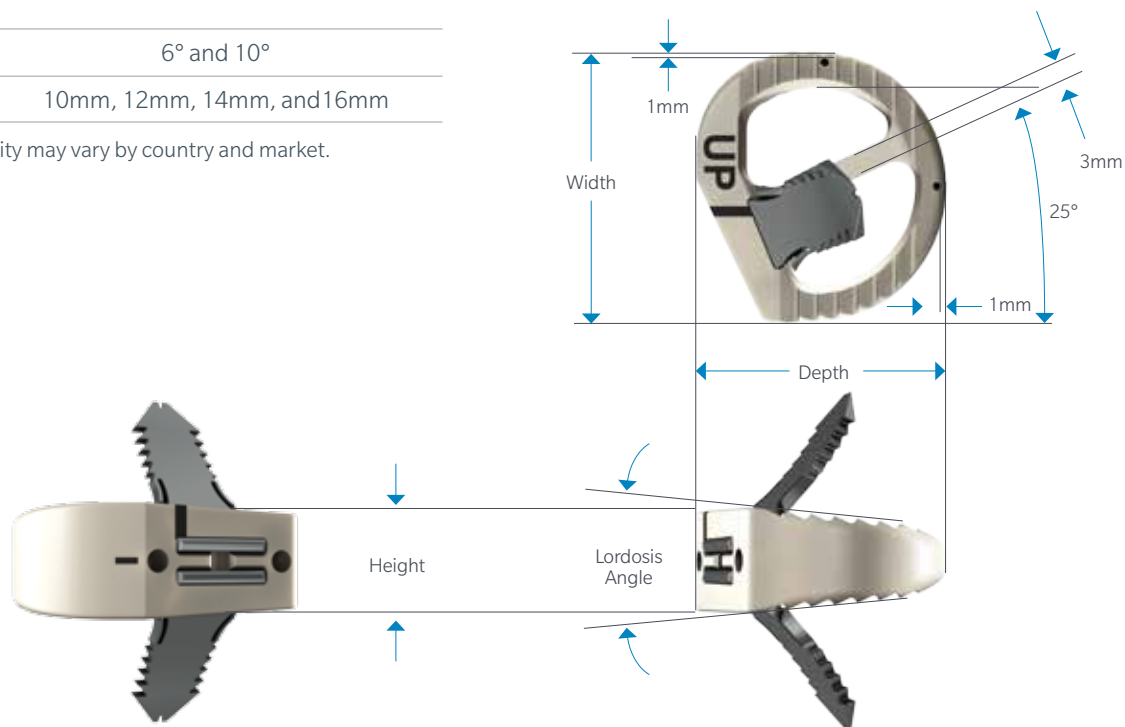


ROI-A OBLIQUE DIMENSIONS

ROI-A OBLIQUE PRODUCT RANGE AND SIZING †

Footprints (Depth X Width)	27mm x 30mm
Lordosis	6° and 10°
Heights	10mm, 12mm, 14mm, and 16mm

†Product availability may vary by country and market.



The ROI-A Oblique ALIF cage system is a novel system designed for zero-profile, stand-alone* lumbar interbody fusion. While it shares the features and benefits of the original ROI-A ALIF cage, which was designed for direct anterior insertion, the ROI-A Oblique cage and VerteBRIDGE plating can be inserted from a 25° anterolateral angle that may reduce retraction of the great vessels and minimize the associated management of segmental vessels. It also avoids the neurologic challenges of lateral trans-psoas techniques. These can be key advantages when treating degenerative disease of the lumbar spine, particularly at the L4-L5 level.



*In cases of spondylolisthesis or vertebral instability, the ROI-A implant should be augmented with additional supplemental fixation



ZIMMER BIOMET
Your progress. Our promise.®

800.447.3625/zimmerbiomet.com

©2016 Zimmer Biomet Spine, Inc. All rights reserved.

Please see the package insert for a complete listing of the indications, contraindications, precautions, warnings, adverse effects, and patient counseling information. Rx Only. Results may vary. Not all patients are candidates for this product and/or procedure.

All content herein is protected by copyright, trademarks and other intellectual property rights owned by or licensed to Zimmer Biomet Spine, Inc. or one of its affiliates unless otherwise indicated, and must not be redistributed, duplicated or disclosed, in whole or in part, without the express written consent of Zimmer Biomet Spine. This material is intended for health care professionals and the Zimmer Biomet Spine sales force. Distribution to any other recipient is prohibited. PEEK OPTIMA® is a trademark of Invisio Biomaterial Solutions.

IR-A B 4 Rev A 10.2017